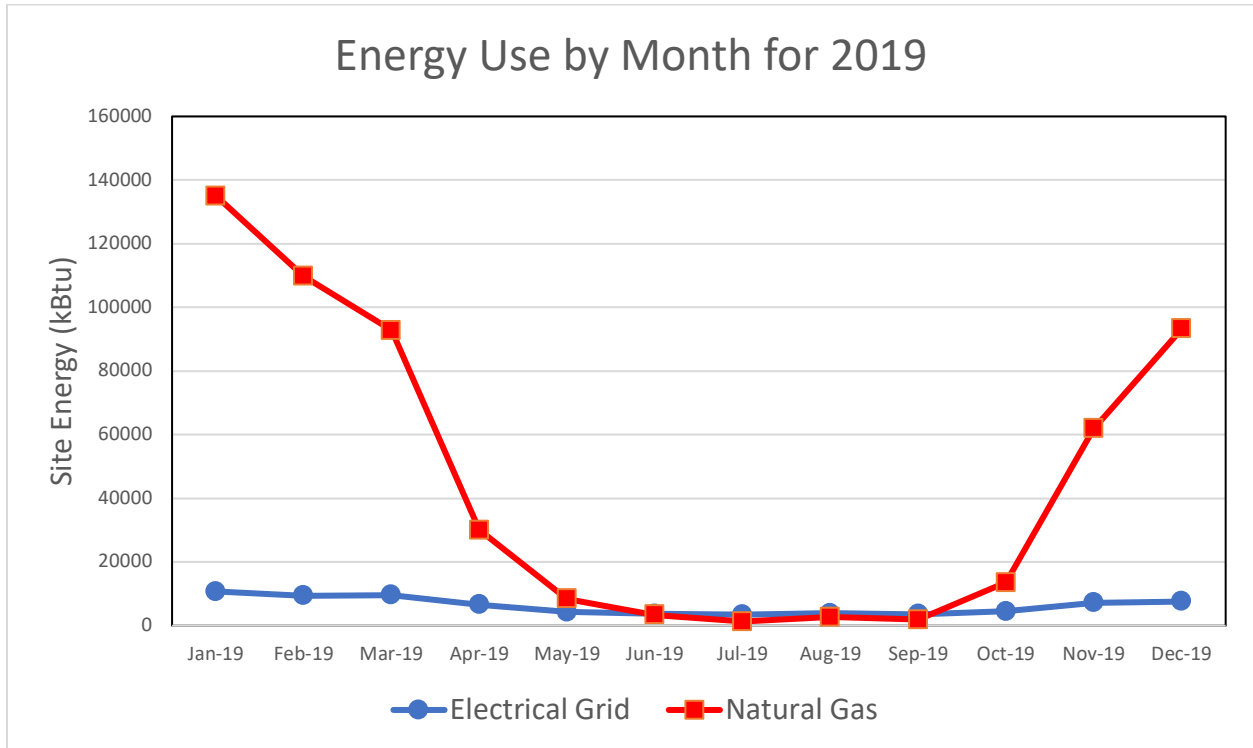


Department of Public Works





123 Sheldon Road

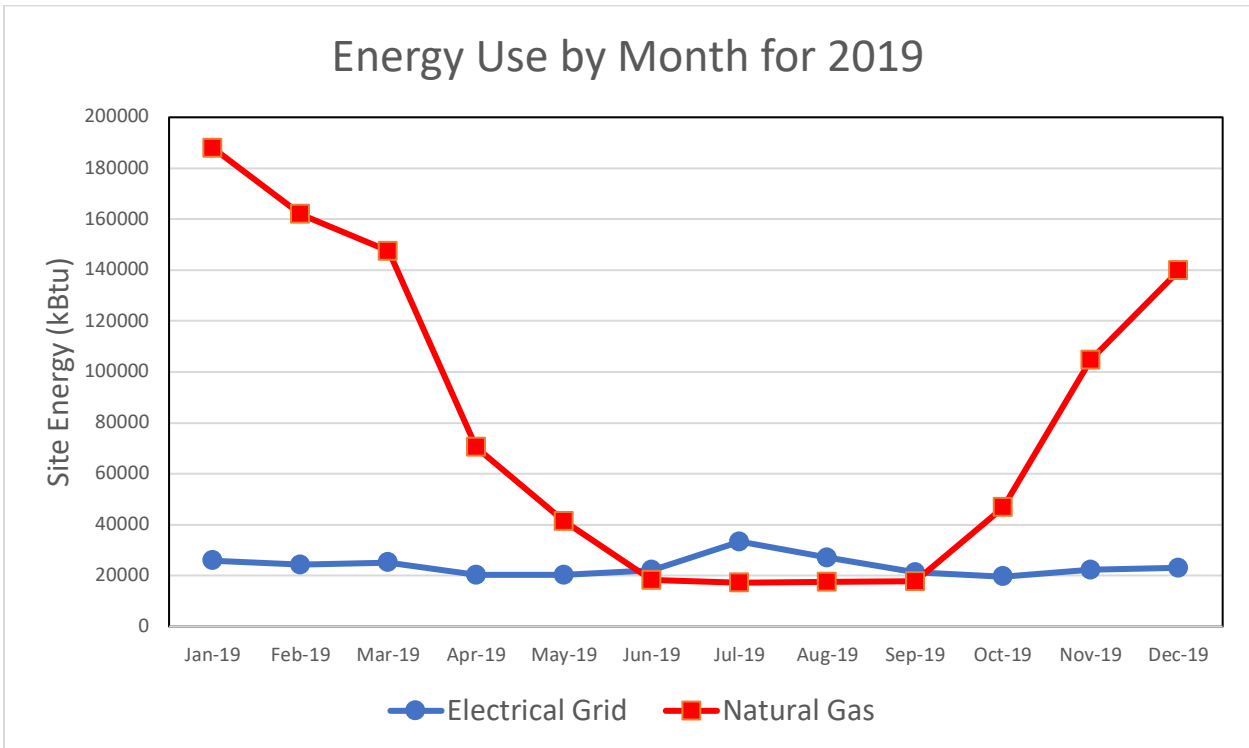
Gross Floor Area: Office 10,000ft², Non-Refrigerated Warehouse 9,000 ft²

Metrics Summary			
Metric	Dec 2019 (Other)	Dec 2019 (Other)	Change
ENERGY STAR Score (1-100)	Not Available	Not Available	N/A
Source EUI (kBtu/ft ²)	41.7	41.7	0.00 (0.00%)
Site EUI (kBtu/ft ²)	33.1	33.1	0.00 (0.00%)
Total GHG Emissions Intensity (kgCO ₂ e/ft ²)	1.7	1.7	0.00 (0.00%)







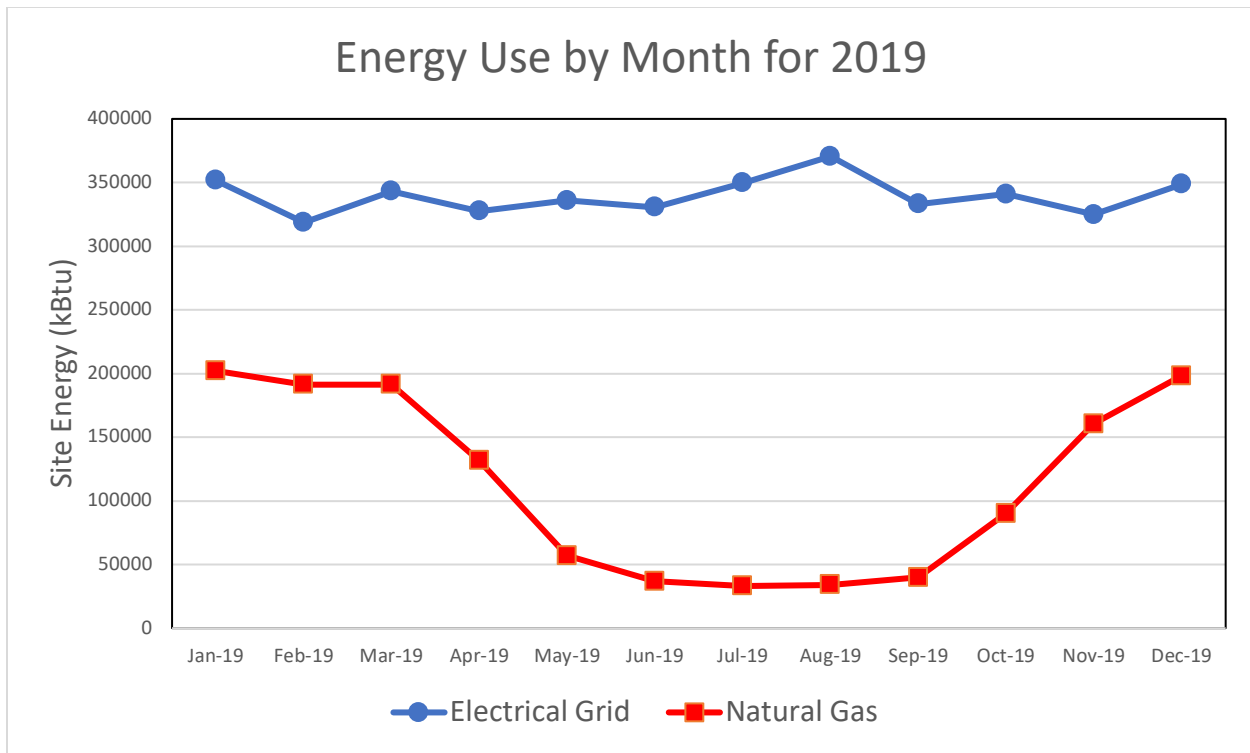
Fire Station
 840 Hanshaw Road
 Gross Floor Area: 13,000ft²

Metrics Summary			
Metric 	Dec 2019 (Other) 	Dec 2019 (Other) 	Change 
ENERGY STAR Score (1-100)	Not Available	Not Available	N/A
Source EUI (kBtu/ft ²)	139.8	139.8	0.00 (0.00%)
Site EUI (kBtu/ft ²)	96.6	96.6	0.00 (0.00%)
Total GHG Emissions Intensity (kgCO ₂ e/ft ²)	4.6	4.6	0.00 (0.00%)



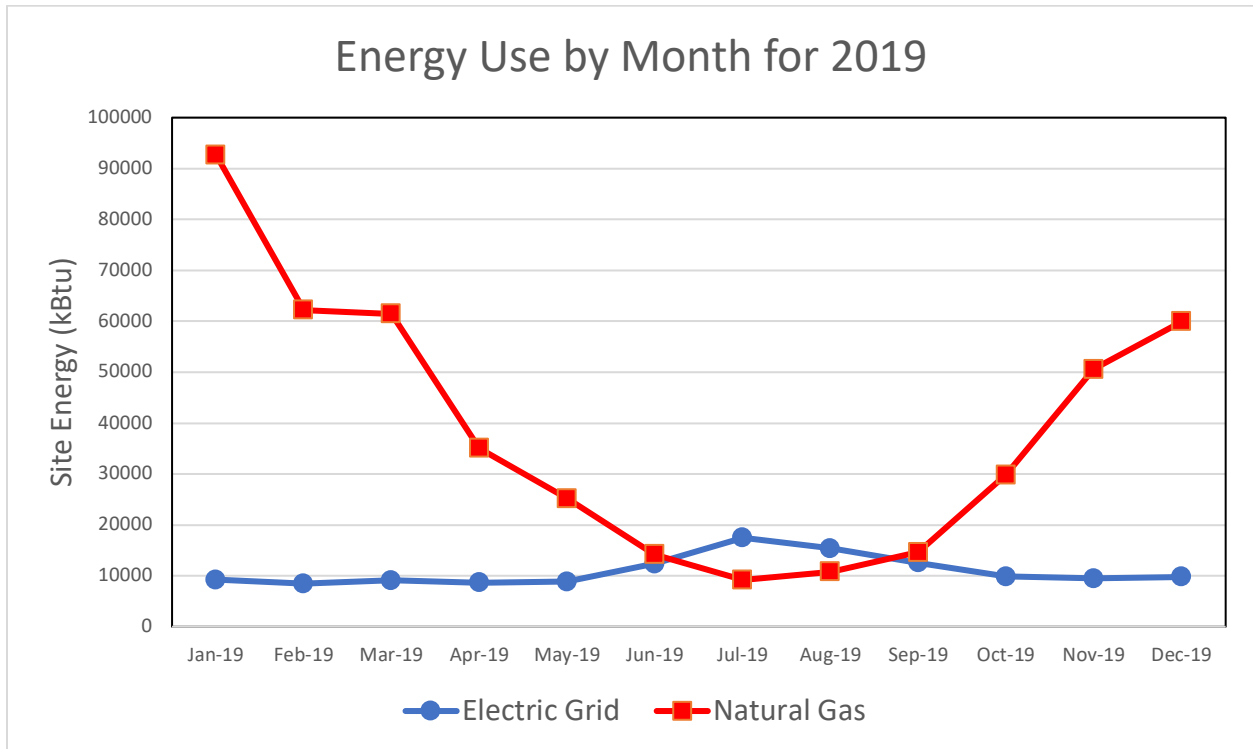
Wastewater Treatment Plant
 951 East Shore Drive
 Gross Floor Area: 16,370ft²

Metrics Summary			
Metric 	Dec 2019 (Other) 	Dec 2019 (Other) 	Change 
ENERGY STAR Score (1-100)	Not Available	Not Available	N/A
Source EUI (kBtu/ft ²)	784.8	784.8	0.00 (0.00%)
Site EUI (kBtu/ft ²)	332.4	332.4	0.00 (0.00%)
Total GHG Emissions Intensity (kgCO ₂ e/ft ²)	12.1	12.1	0.00 (0.00%)



Marcham Hall
 836 Hanshaw Road
 Gross Floor Area: 6,800ft²

Metrics Summary			
Metric	Dec 2019 (Other)	Dec 2019 (Other)	Change
ENERGY STAR Score (1-100)	33	33	0.00 (0.00%)
Source EUI (kBtu/ft ²)	126.0	126.0	0.00 (0.00%)
Site EUI (kBtu/ft ²)	87.8	87.8	0.00 (0.00%)
Total GHG Emissions Intensity (kgCO ₂ e/ft ²)	4.2	4.2	0.00 (0.00%)



Rental Property
 825 Hanshaw Road
 Gross Floor Area: 846ft²

Metrics Summary			
Metric	Dec 2019 (Other)	Dec 2019 (Other)	Change
ENERGY STAR Score (1-100)	Not Available	Not Available	N/A
Source EUI (kBtu/ft ²)	140.4	140.4	0.00 (0.00%)
Site EUI (kBtu/ft ²)	101.8	101.8	0.00 (0.00%)
Total GHG Emissions Intensity (kgCO ₂ e/ft ²)	5.0	5.0	0.00 (0.00%)

