



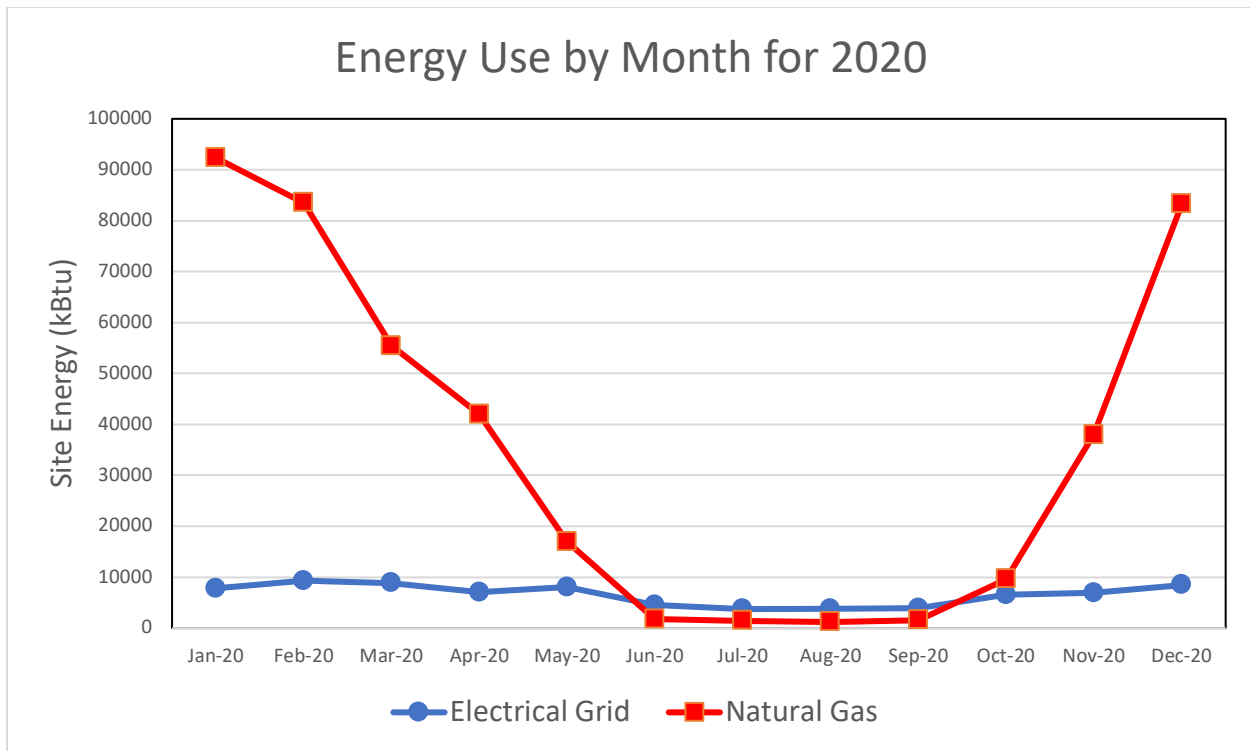


Department of Public Works





123 Sheldon Road

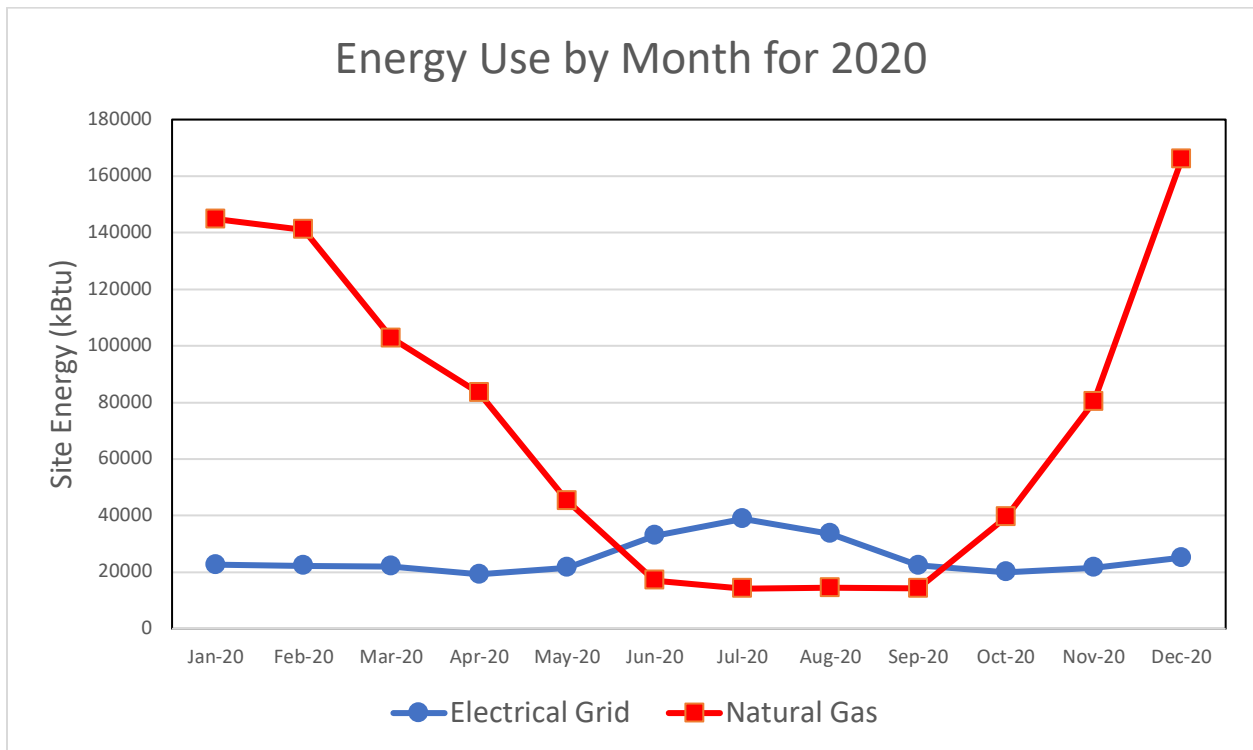
Gross Floor Area: Office 10,000ft², Non-Refrigerated Warehouse 9,000 ft²

Metrics Summary			
Metric 	Dec 2019 (Other) 	Dec 2020 (Other) 	Change 
ENERGY STAR Score (1-100)	Not Available	Not Available	N/A
Source EUI (kBtu/ft ²)	41.7	35.2	-6.50 (-15.60%)
Site EUI (kBtu/ft ²)	33.1	26.6	-6.50 (-19.60%)
Total GHG Emissions Intensity (kgCO ₂ e/ft ²)	1.7	1.3	-0.40 (-23.50%)







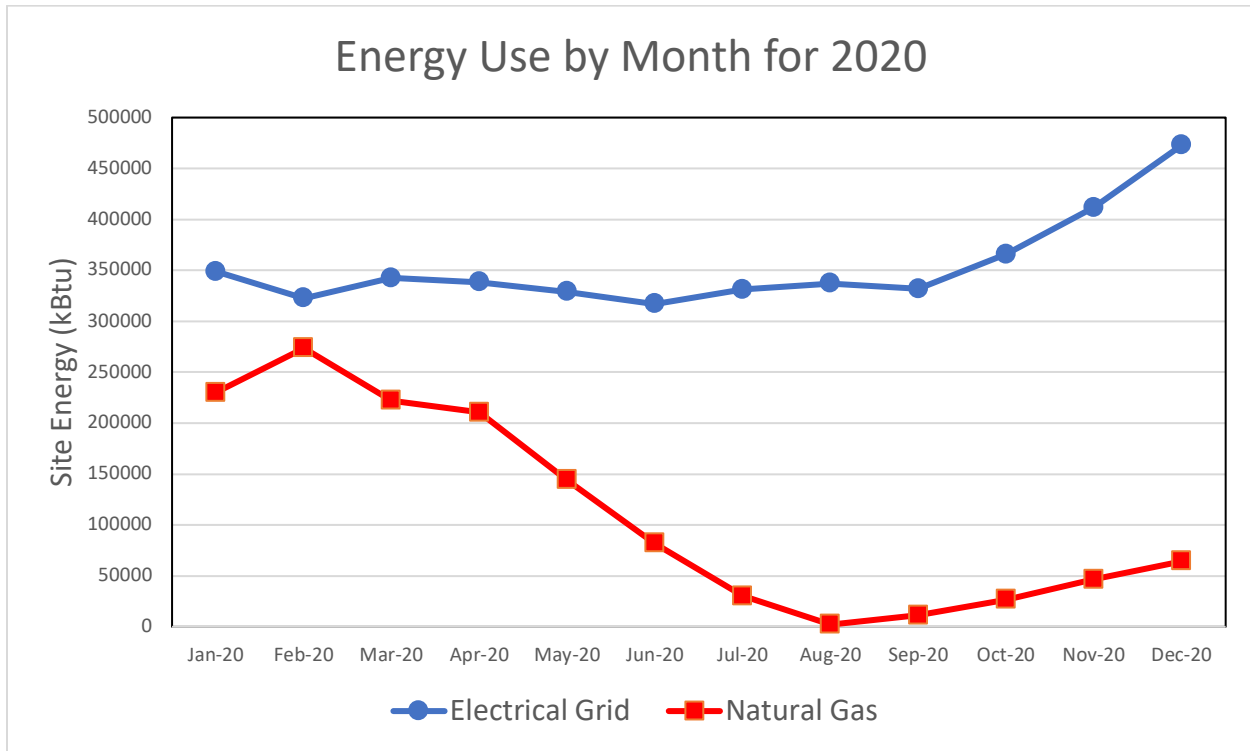
Fire Station
 840 Hanshaw Road
 Gross Floor Area: 13,000ft²

Metrics Summary			
Metric 	Dec 2019 (Other) 	Dec 2020 (Other) 	Change 
ENERGY STAR Score (1-100)	Not Available	Not Available	N/A
Source EUI (kBtu/ft ²)	139.8	134.8	-5.00 (-3.60%)
Site EUI (kBtu/ft ²)	96.6	89.6	-7.00 (-7.20%)
Total GHG Emissions Intensity (kgCO ₂ e/ft ²)	4.6	4.2	-0.40 (-8.70%)







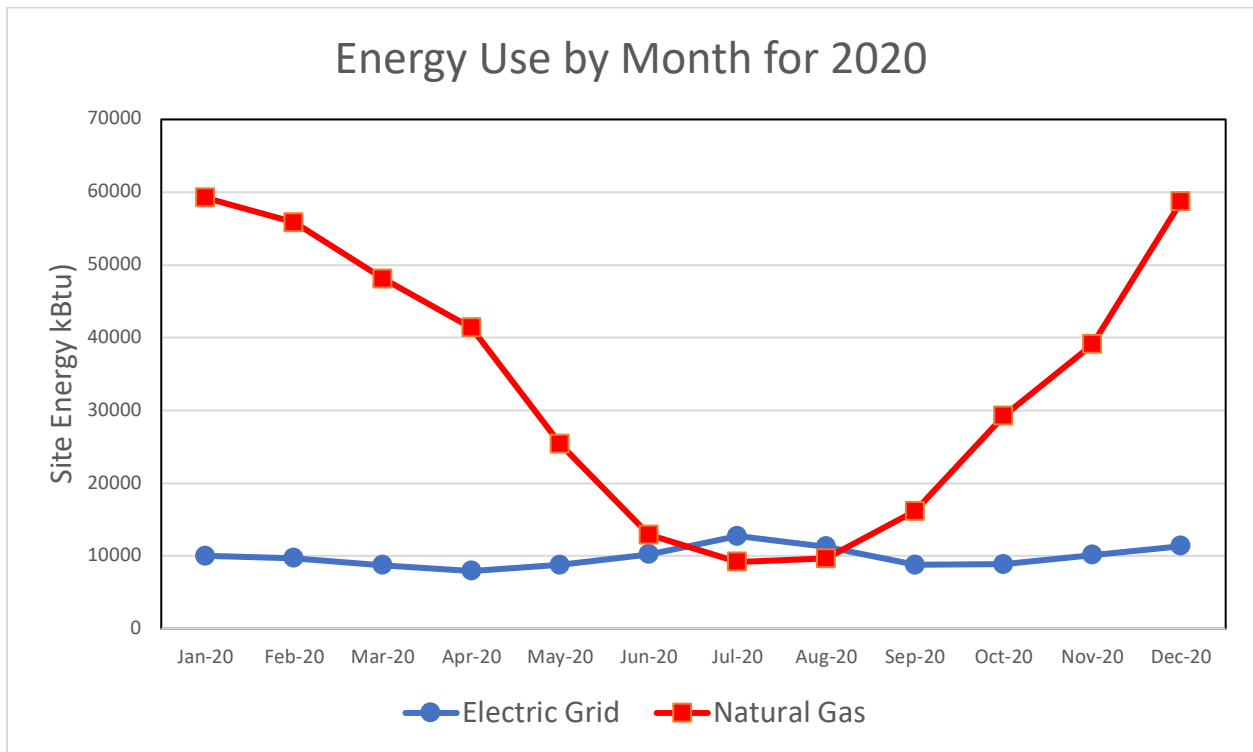
Wastewater Treatment Plant
 951 East Shore Drive
 Gross Floor Area: 16,370ft²

Metrics Summary			
Metric 	Dec 2019 (Other) 	Dec 2020 (Other) 	Change 
ENERGY STAR Score (1-100)	Not Available	Not Available	N/A
Source EUI (kBtu/ft ²)	784.8	812.8	28.00 (3.60%)
Site EUI (kBtu/ft ²)	332.4	341.6	9.20 (2.80%)
Total GHG Emissions Intensity (kgCO ₂ e/ft ²)	12.1	12.4	0.30 (2.50%)







Marcham Hall
 836 Hanshaw Road
 Gross Floor Area: 6,800ft²

Metrics Summary			
Metric 	Dec 2019 (Other) 	Dec 2020 (Other) 	Change 
ENERGY STAR Score (1-100)	33	43	10.00 (30.30%)
Source EUI (kBtu/ft ²)	126.0	111.3	-14.70 (-11.70%)
Site EUI (kBtu/ft ²)	87.8	77.0	-10.80 (-12.30%)
Total GHG Emissions Intensity (kgCO ₂ e/ft ²)	4.2	3.7	-0.50 (-11.90%)



Rental Property
 825 Hanshaw Road
 Gross Floor Area: 846ft²

Metrics Summary			
Metric 	Dec 2019 (Other) 	Dec 2020 (Other) 	Change 
ENERGY STAR Score (1-100)	Not Available	Not Available	N/A
Source EUI (kBtu/ft ²)	140.4	142.1	1.70 (1.20%)
Site EUI (kBtu/ft ²)	101.8	99.2	-2.60 (-2.60%)
Total GHG Emissions Intensity (kgCO ₂ e/ft ²)	5.0	4.8	-0.20 (-4.00%)

